

控制系統 (Feedback control system) Final Exam

* Upload 5 Matlab scripts: Final_1.m, Final_2.m, Final_3.m, Final_4.m, and Final_5.m to iLMS by 12 pm (中午12點), June 23, 2020. Late submission would result in discounted scores. Your final scores will be evaluated on the basis of these 5 files, so no other files are required to be submitted.

* Throughout this exam, we assume a unity feedback system with plant $G(s)$ and controller $G_c(s) = K \frac{s+z}{s+p}$ in the feedforward loop, where $K, z,$ and p are parameters to be determined.

To get the full grade of each problem, use the minimum number of parameters. For example, if a gain K is sufficient to meet the specs, we set $z = p = 0$.

* What you can do: Use Internet to search for relevant information, such as the functionality of Matlab commands.

* What you CANNOT do: Ask for answers in any form, e.g., posting the question online and waiting for the answer, using social media to ask for or send answers to your classmates. If you were to provide answers to your classmates, you would fail your final.

* Abbreviations and symbols: P. M.=phase margin; P. O.=percent overshoot; position constant K_p ; velocity constant K_v ; settling time T_s .

1. (30%)

$$G_c(s) = K \frac{p}{z} \frac{(s+z)}{(s+p)}$$
 $K_v = \lim_{s \rightarrow 0} s G_c(s) G(s) = 3.6K = 18$
 $\Rightarrow K = 5$
 $G(s) = \frac{3.6}{s(1+0.9s)(1+0.04s)}$
 $\Rightarrow K_v = K \frac{z}{p} \times 3.6 = 18$

for Bode

(a) Use a phase-lag compensator $G_c(s)$ to meet the specs: $77^\circ \geq \text{P.M.} \geq 75^\circ$ and $K_p = 18$.

(b) Use a two-stage phase-lead compensator $G_{c1}(s)G_{c2}(s)$ to meet the specs in (a).

2. (20%)

$$G(s) = \frac{s+5}{s^3+2s^2+20s+3}$$

$$G_c(s) = K \frac{p}{z} \frac{(s+z)}{(s+p)}$$

Design a one-stage phase-lead or phase-lag compensator $G_c(s)$ to meet the specs: $K_p =$

$30, 50^\circ \geq \text{P.M.} \geq 48^\circ, \text{P.O.} \leq 14.5\%$.

3. (20%)

$$G(s) = \frac{3.6}{(s+0.14)(0.1s+1)}$$

$$K_p = \lim_{s \rightarrow 0} G_c(s)G(s) = 30 = K \frac{z}{p} \times \frac{5}{3} = K \alpha \frac{5}{3}$$

Specs: $\text{P.O.} \leq 11\%, T_s \leq 1.5$ seconds.

$$T_s = \frac{4}{\zeta \omega_n}$$

root locus

4. (20%)

$$G(s) = \frac{1}{(s-3)(s-2)}$$

Lead + delay

(a) Design a one-stage phase-lead or phase-lag compensator $G_c(s)$ to meet the specs: $T_s \leq 1$ seconds.

$$G_c(s) = \frac{s+z}{s+p}$$

(b) From (a), add a prefilter $G_p(s)$ to meet the specs: $T_s \leq 1$ seconds, P.O. $\leq 5\%$.

5. (10%)

$$G_p(s) = \frac{s+z_1}{z_1}$$

$$G(s) = \frac{1}{(s+0.1)(s+4)}$$

radius

(a) meet the specs: steady-state error for a step input=0, P.O. $\leq 21\%$.

(b) From (a), add a prefilter $G_p(s)$ to meet the specs: steady-state error for a step input=0, P.O. $\leq 5\%$.

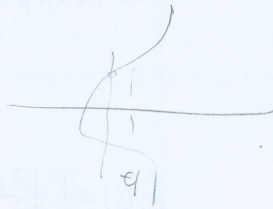
$$K_s = \lim_{s \rightarrow 0} s G_c(s) G(s) = 0$$

$$G_c(s) = K \frac{s+z}{s+p}$$


$$G_p(s) = \frac{s+z}{z}$$

$$T_s = \frac{4}{\zeta \omega_n}$$

↓
s+p



$$\frac{s+z}{z}$$



2 acceleration
1 velocity
0 position

Q1

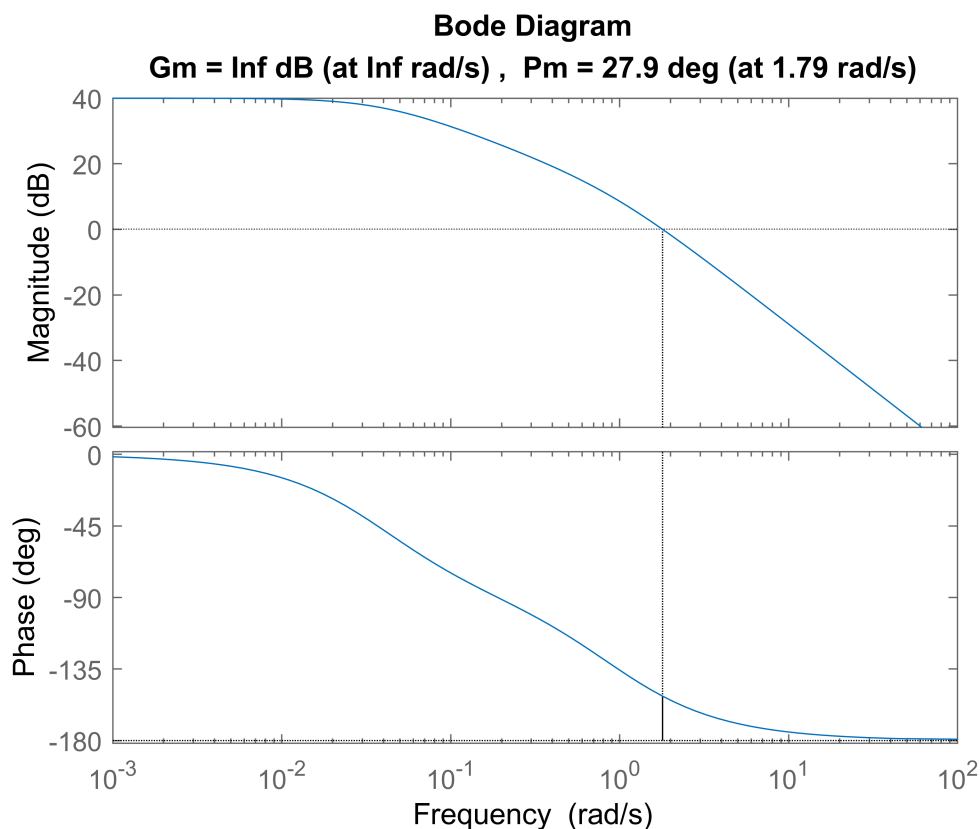
1(a)

$$Gc(s) = K \frac{p}{z} \frac{s+z}{s+p}, K_v = \lim_{s \rightarrow 0} s Gc(s) G(s) = 18$$

1(b)

$$Gc(s) = K \frac{s+z}{s+p}, K_v = \lim_{s \rightarrow 0} s Gc1(s) Gc2(s) G(s) = 18$$

```
clc;clear;close all;  
  
clc;clear;close all;  
a1 = [3.6];  
b1 = conv(1, [1 0.9]); b1 = conv(b1, [1 0.04]);  
G = tf(a1, b1);  
% figure(1); rlocus(G);  
figure(2); margin(G);
```

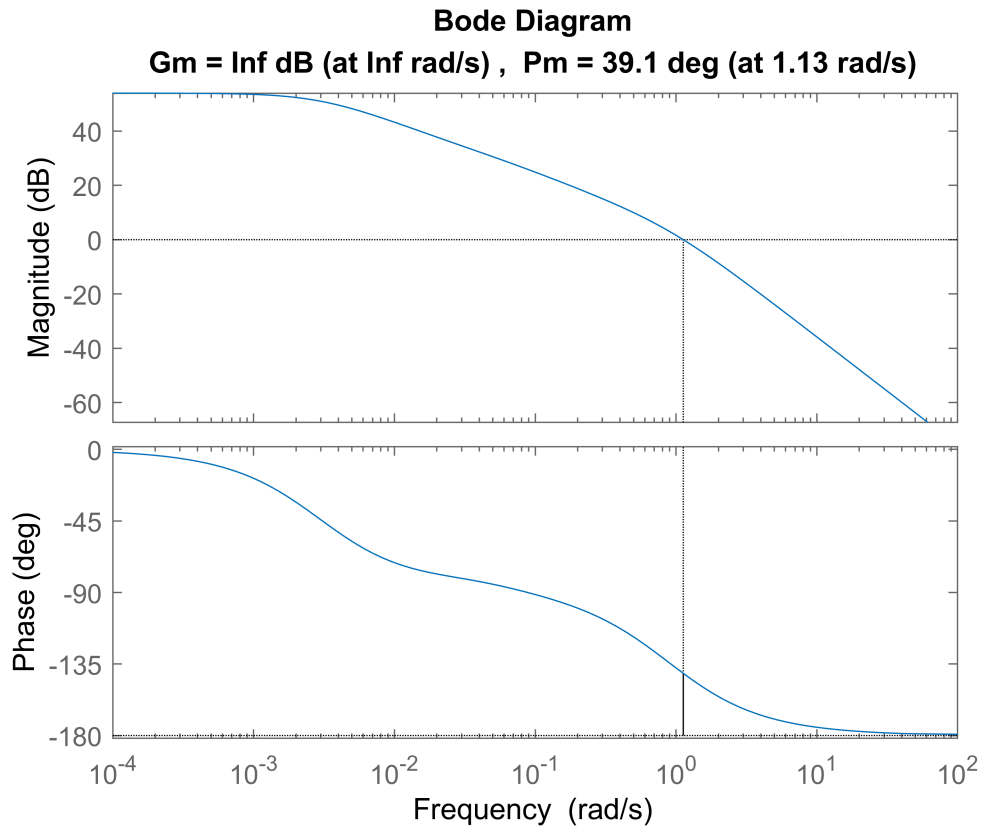


```
% 1a  
K = 18/3.6; % make Kv = 18  
omega_c = 0.334; % match PM  
% omega_c: frequency when phase = PM-180+(small number)  
attenuation_db = 20.9;  
% attenuation_db: magnitude when frequency = omega_c
```

```

% fix omega_c then tune attenuation_db
Gca = Bode_lag(K,omega_c,attenuation_db);
La = Gca*G;
figure(3); margin(La);

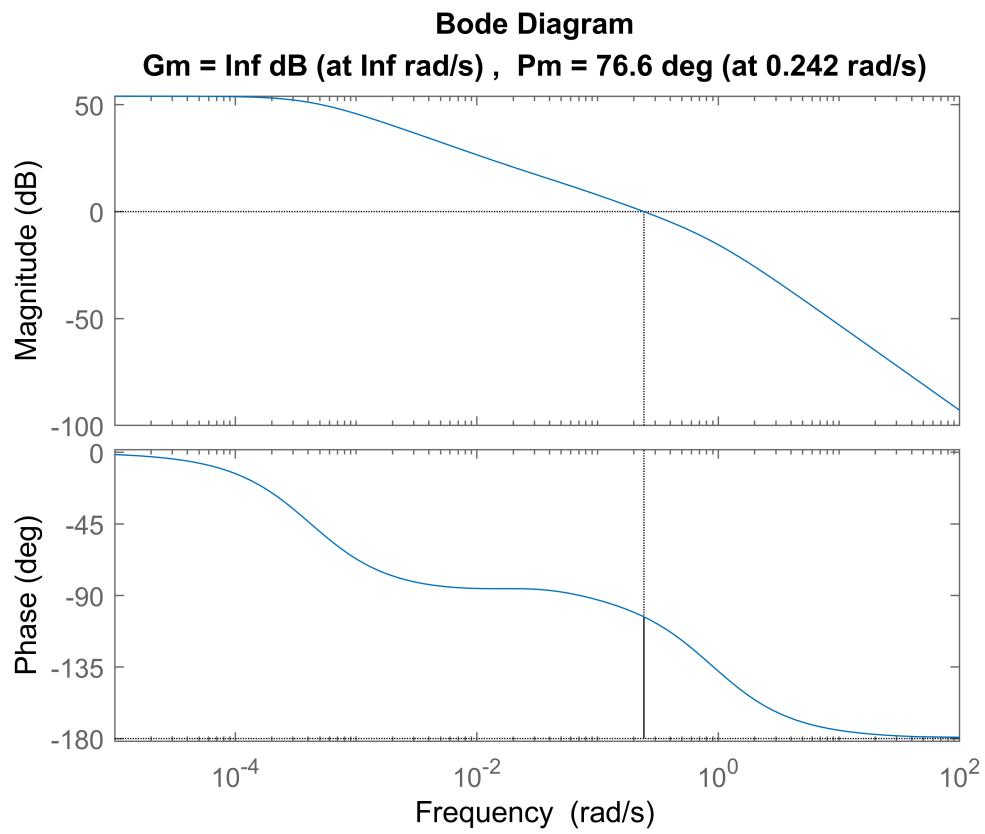
```



```

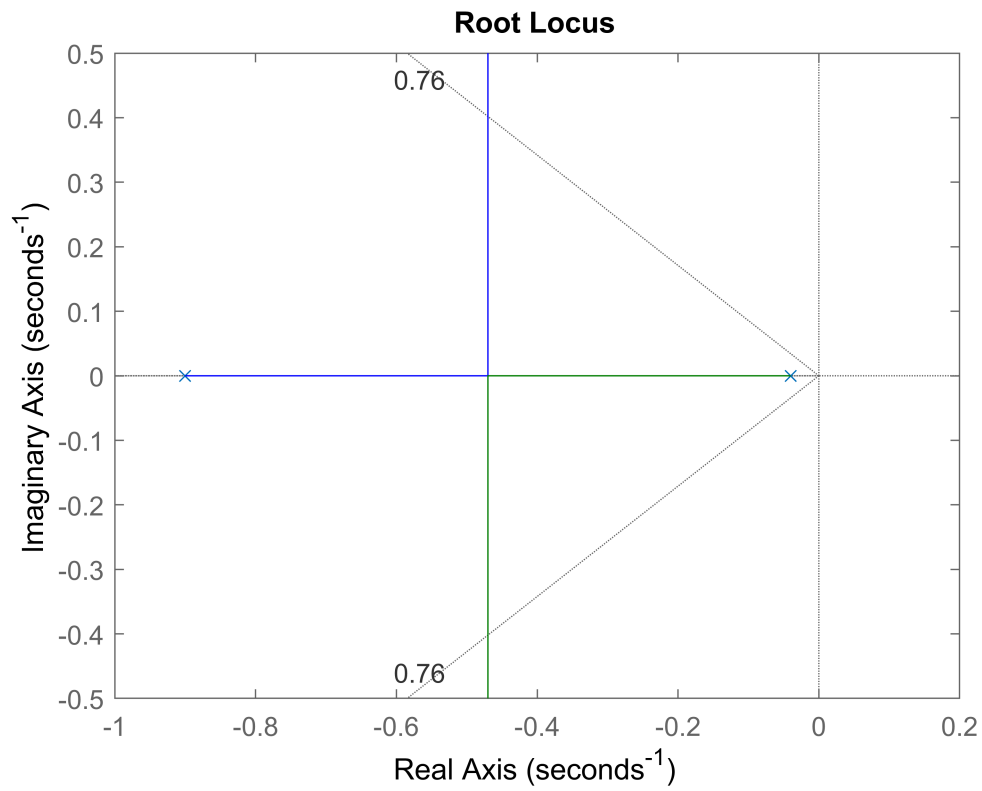
% 1a adjust
omega_c1 = 0.334;
attenuation_db1 = 38;
Gc1a = Bode_lag(K,omega_c1,attenuation_db1);
L1a=Gc1a*G;
figure(4); margin(L1a);

```



```
%%%%%%%%%%%%%%%%%%%%%%%%%%%%%%%%%%%%%%%%%%%%%%%%%%%%%%%%%%%%%%%%%%%%%%%%%
```

```
% 1b
zeta = 0.01*76;
% zeta ~ 0.01*PM for second-order system
figure(5); rlocus(G); sgrid(zeta,10^4);
```

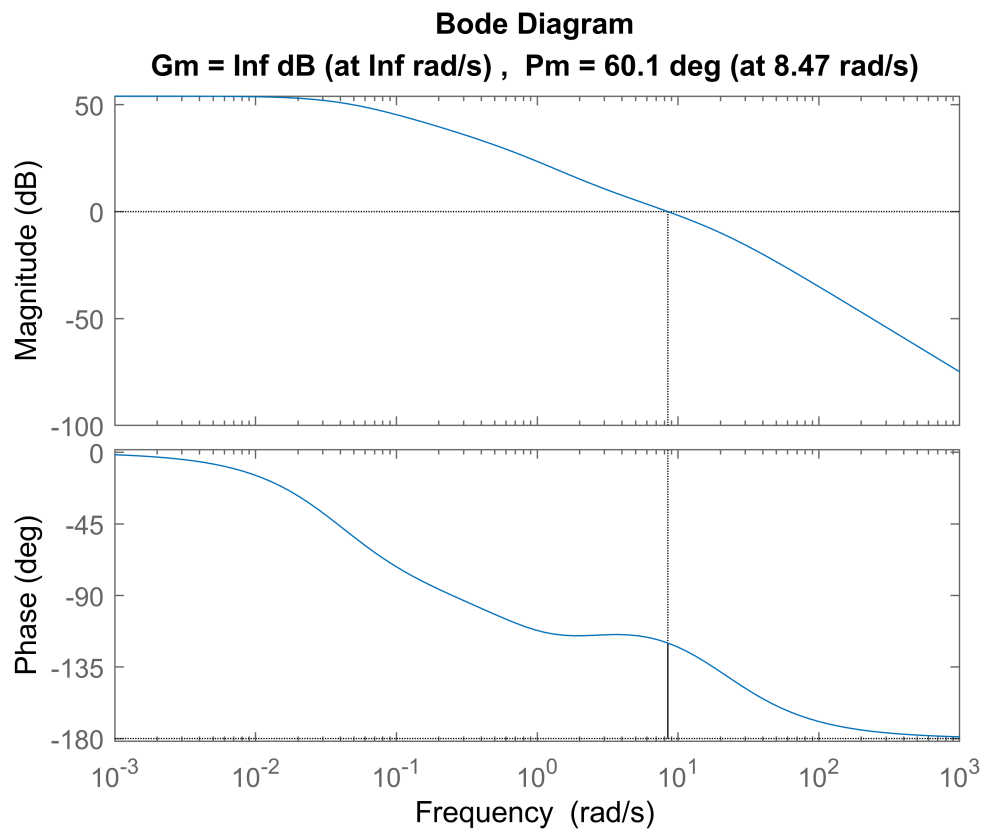



```

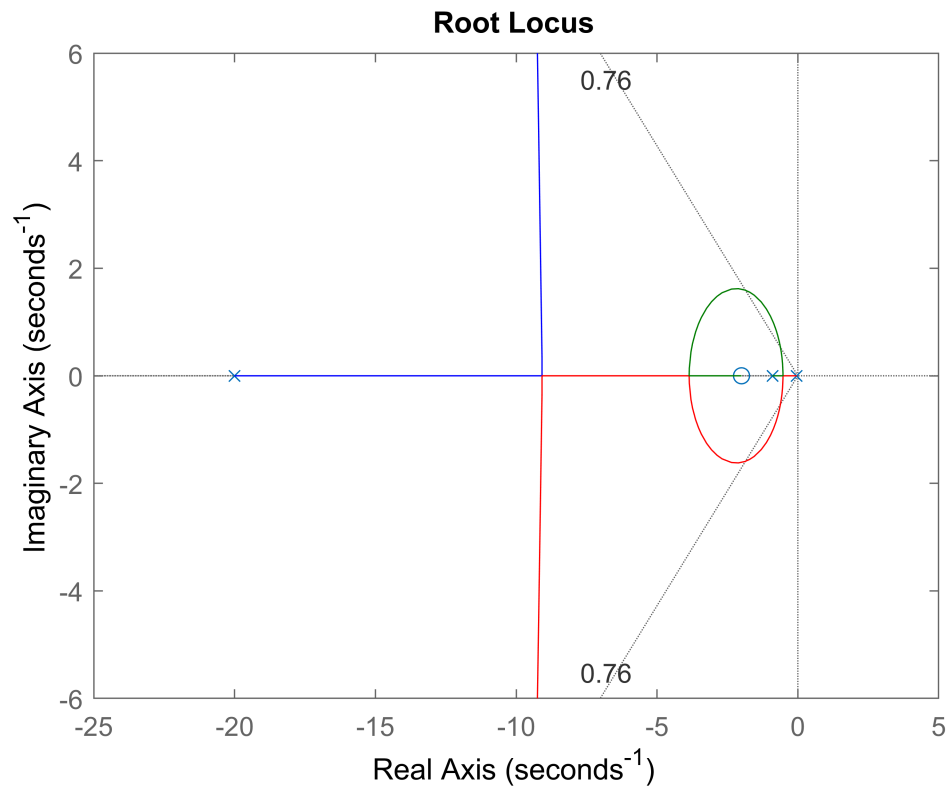
% K: gain s.t zeta <= 0.01*PM

% pull root locus left % Gc1
z1 = 2; p1 = 20; % make G as dominant poles
K1 = 18*(p1/z1)/3.6; % make Kv = 18
Gc1 = K1*tf([1 z1],[1 p1]);
L1b1 = G*Gc1;
figure(6); margin(L1b1);

```



```
figure(7); rlocus(L1b1); sgrid(zeta,10^4);
```



```

% match ess
[~,Pm1] = margin(L1b1);
disp(['phase margin = ' num2str(Pm1)]);

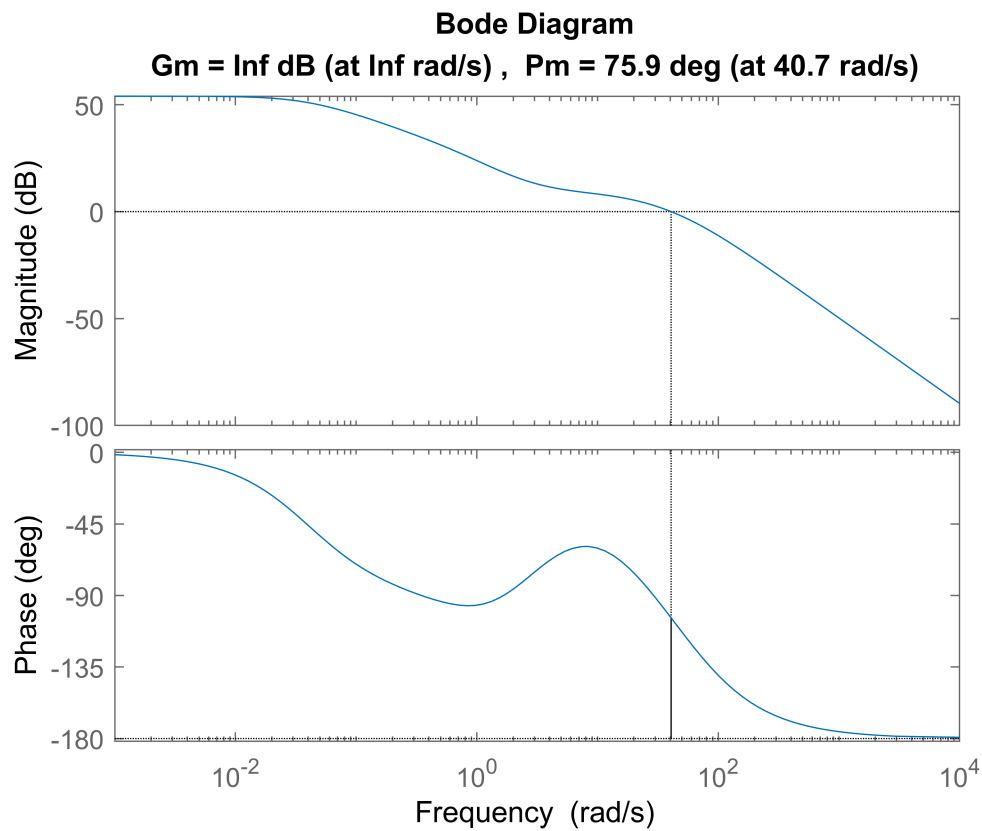
```

phase margin = 60.1009

```

% pull root locus left % Gc2
z2 = 3.3; p2 = 60; % make G as dominant poles
K2 = p2/z2; % make Kv = 18
Gc2 = K2*tf([1 z2],[1 p2]);
L1b = G*Gc1*Gc2;
figure(8); margin(L1b);

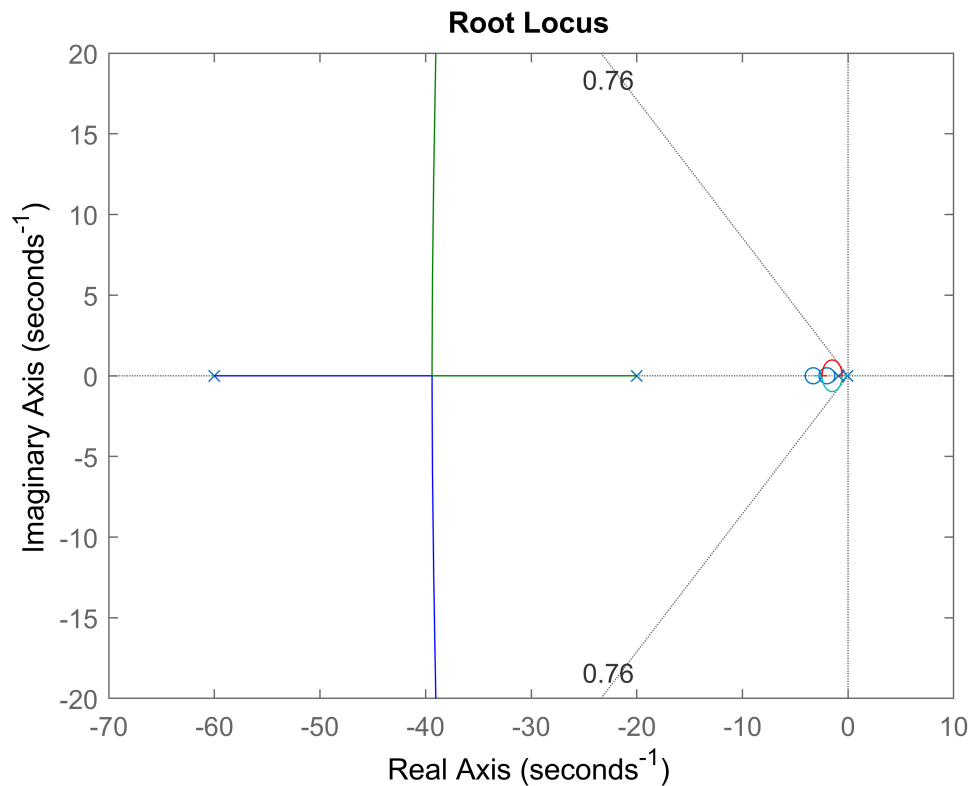
```



```

figure(9); rlocus(L1b); sgrid(zeta,10^4);

```

```
% match ess
[~,Pm1b] = margin(L1b);
disp(['phase margin = ' num2str(Pm1b)]);
```

phase margin = 75.908

Q2

$$G(s) = \frac{s+5}{s^3 + 2s^2 + 20s + 3}$$

$$G_c(s) = K \frac{p}{z} \frac{s+z}{s+p}, K_p = \lim_{s \rightarrow 0} G_c(s)G(s) = 30$$

```
clc;clear;close all;
```

```
a = [1 5]; b = [1 2 20 3];
G = tf(a, b);
```

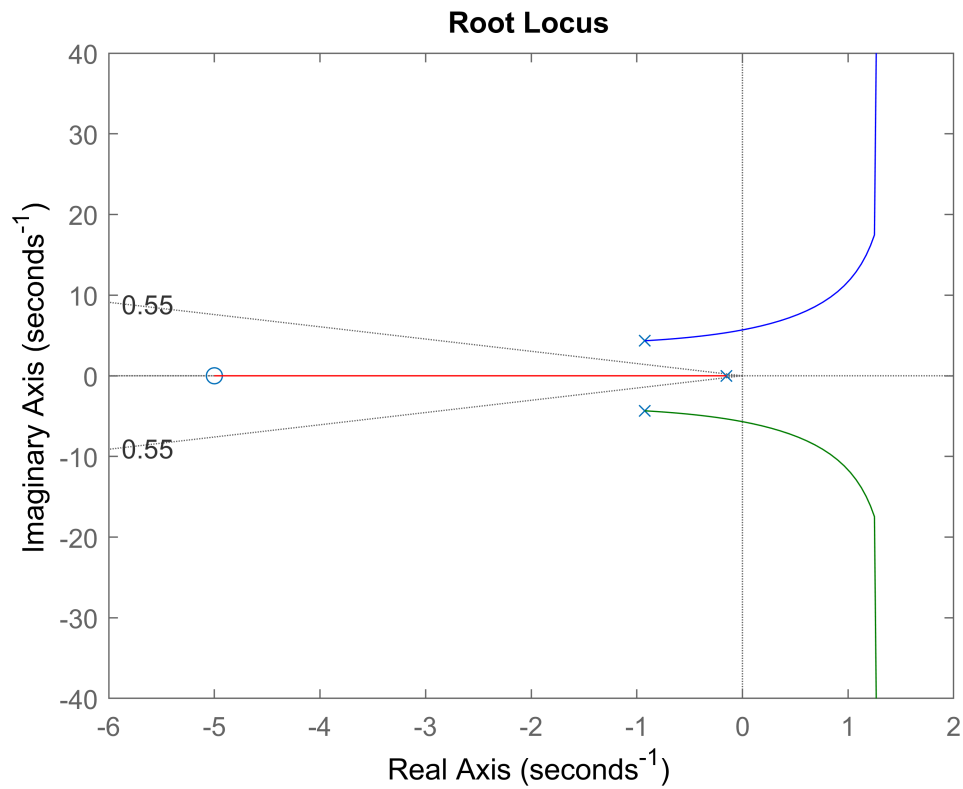
```
% Lag + rlocus
```

```
zeta = 0.55;
```

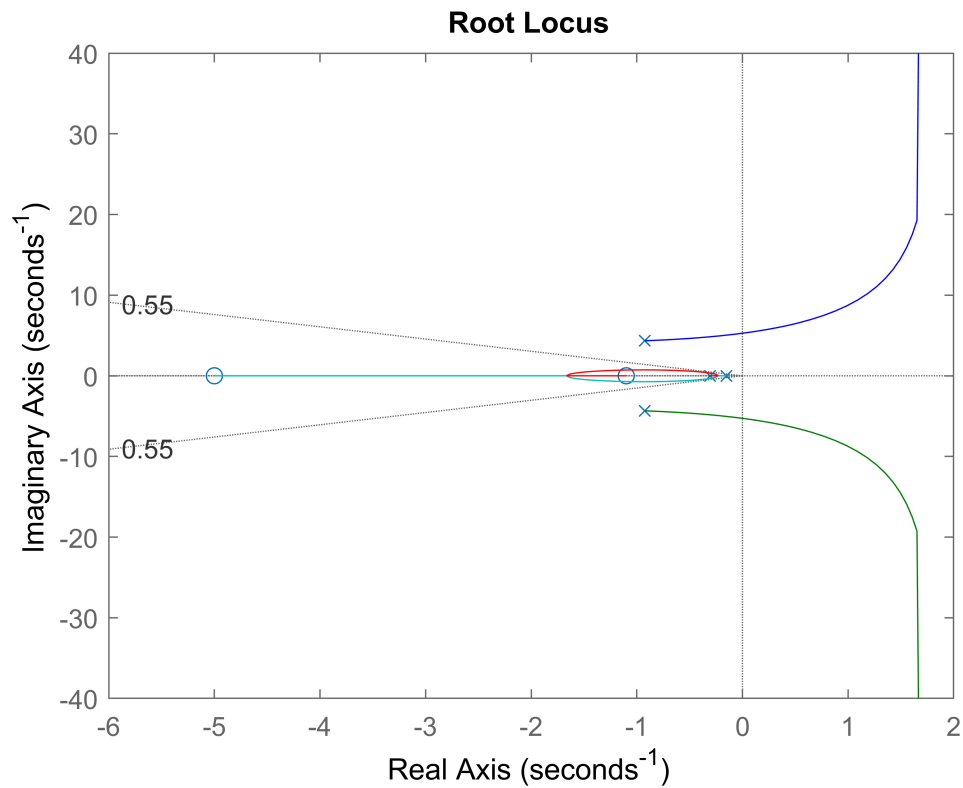
```
P0 = 100*exp(-zeta*pi/(1-zeta^2)^0.5)
```

P0 = 12.6324

```
figure(1); rlocus(G); sgrid(zeta,10^4);
```



```
K = 5;  
my_alpha = 30*(3/5)*(1/K); % determined by the requirement on error constant  
% K*(z/p)*(5/3) = 30, my_alpha = z/p  
z = 1.1;  
p = z/my_alpha;  
Gc = tf([1 z],[1 p]);  
L = G*Gc;  
figure(2); rlocus(L); sgrid(zeta,10^4);
```



```
[~,Pm]=margin(K*L);
disp(['phase margin = ' num2str(Pm)]);
```

phase margin = 48.535

Q3

$$G(s) = \frac{3.6}{(s + 0.14)(0.1s + 1)}$$

$$G_c(s) = K \frac{p}{z} \frac{s + z}{s + p}$$

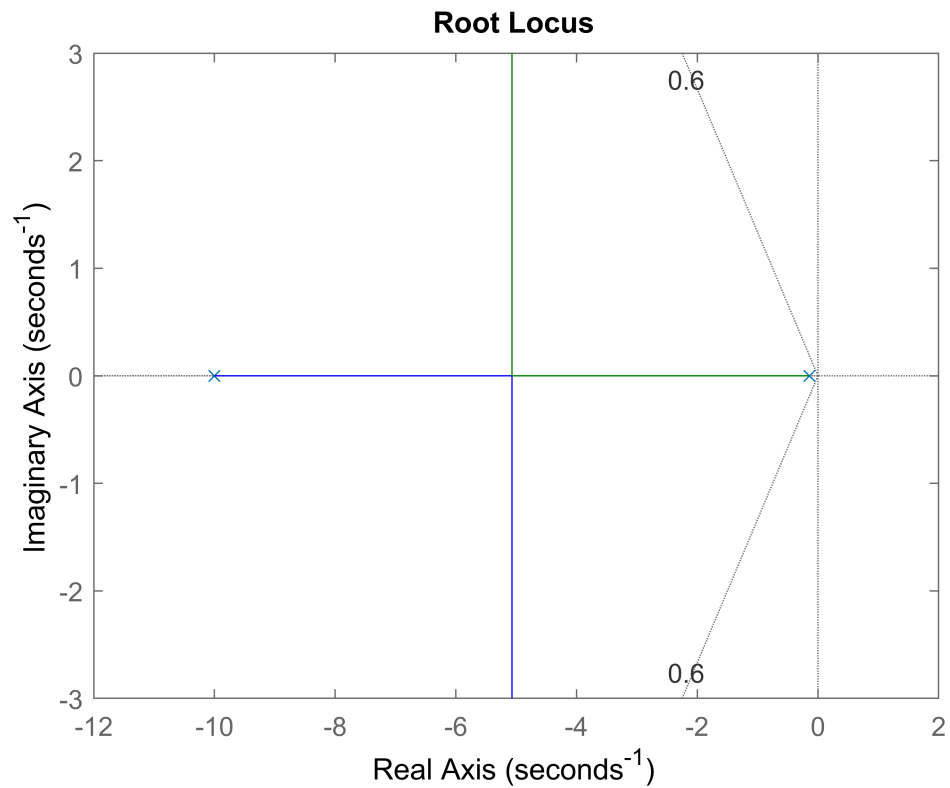
```
clc;clear;close all;
```

```
a = [3.6]; b = conv([1 0.14], [0.1 1]);
G = tf(a, b);
```

```
zeta = 0.6;
PO = 100*exp(-zeta*pi/(1-zeta^2)^0.5)
```

PO = 9.4780

```
figure(1); rlocus(G); sgrid(zeta,10^4);
```



```

K = 1.7; % determined by the requirement on P.M.
my_alpha = K; % determined by the requirement on error constant
z = 0.1; p = z/my_alpha;

```

```

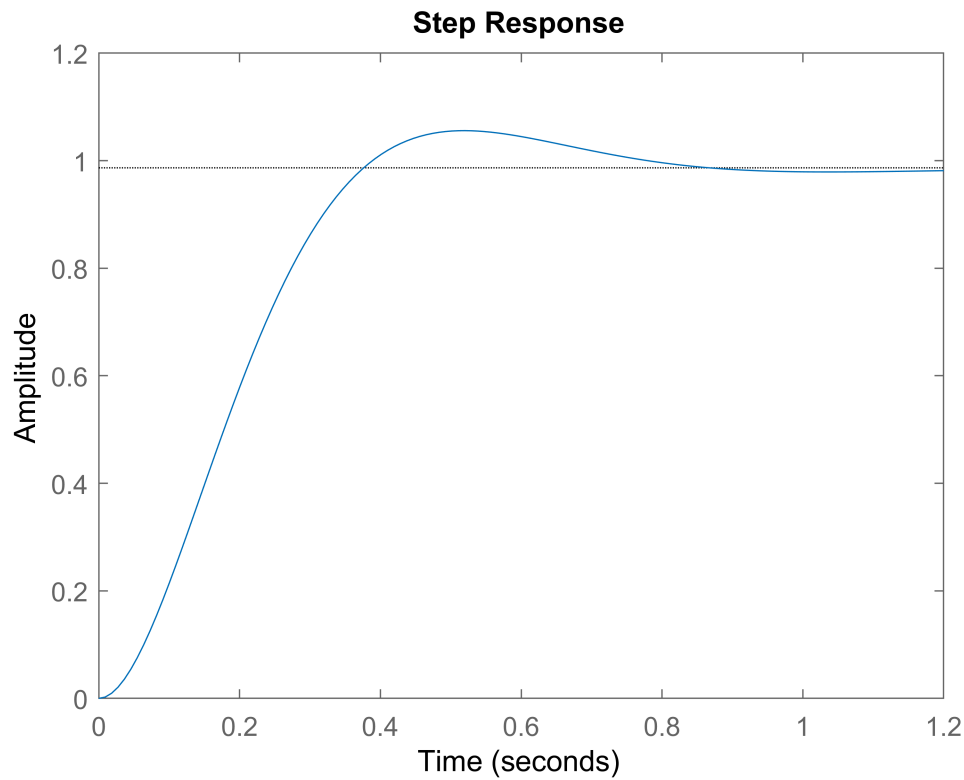
Gc = tf([1 z],[1 p]); Gc = K*Gc;
L = G*Gc;

```

```

T = feedback(L,1);
figure(2); step(T);

```



```
S = stepinfo(T)
```

S = struct with fields:

```
RiseTime: 0.2492
SettlingTime: 0.7494
SettlingMin: 0.9008
SettlingMax: 1.0559
Overshoot: 7.0110
Undershoot: 0
Peak: 1.0559
PeakTime: 0.5198
```

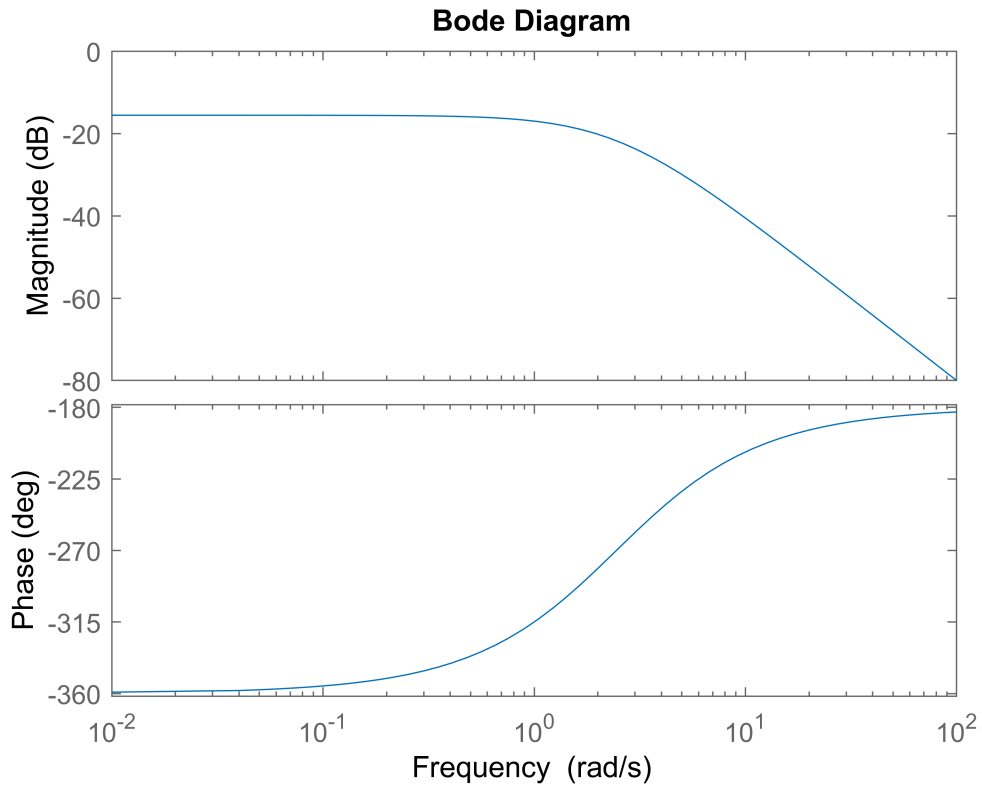
Q4

$$G(s) = \frac{1}{(s-3)(s-2)}$$

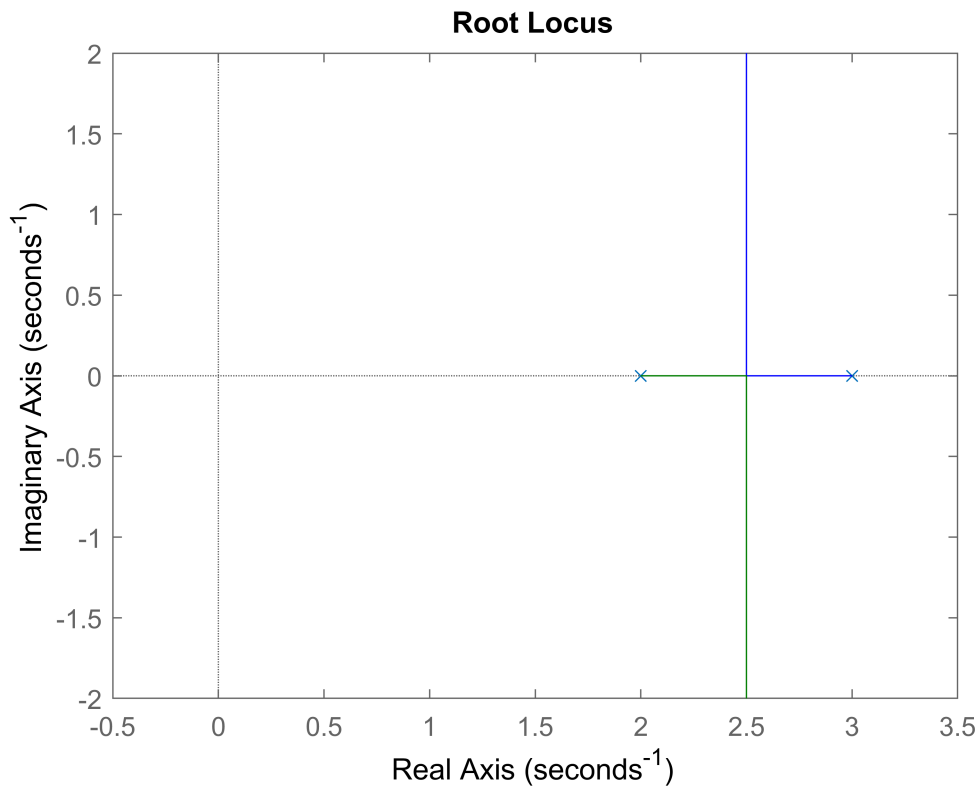
$$G_c(s) = K \frac{s+z}{s+p}, G_p(s) = \frac{s+z}{z}$$

```
clc;clear;close all;
```

```
a = [1]; b = conv([1 -3], [1, -2]);
G = tf(a, b);
figure(1); bode(G);
```



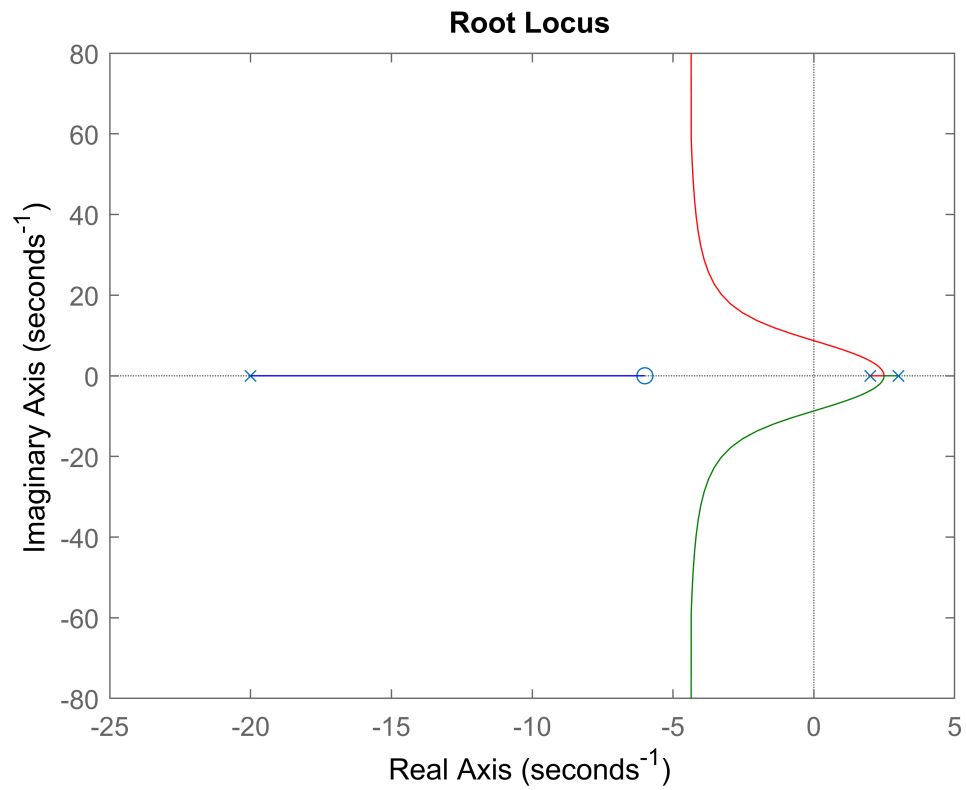
```
figure(2); rlocus(G);
```



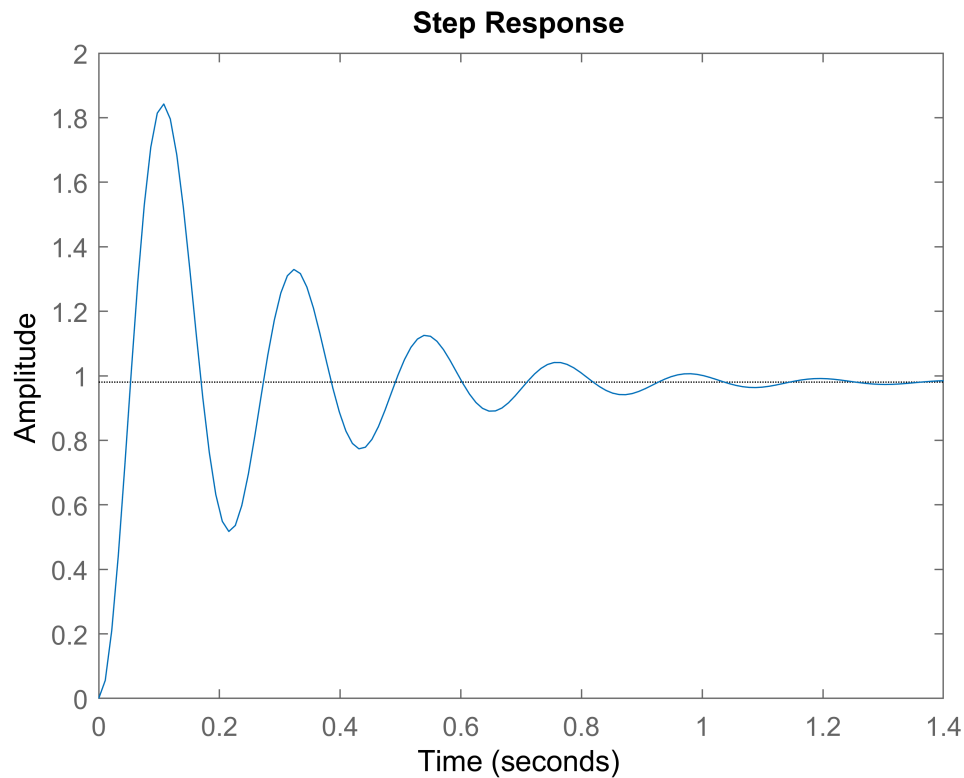
```
z = 6; p = 20; K = 1000;  
Gc = K*tf([1 z], [1 p]);
```

```
% 4a
```

```
L1 = G*Gc;  
figure(3); rlocus(L1);
```



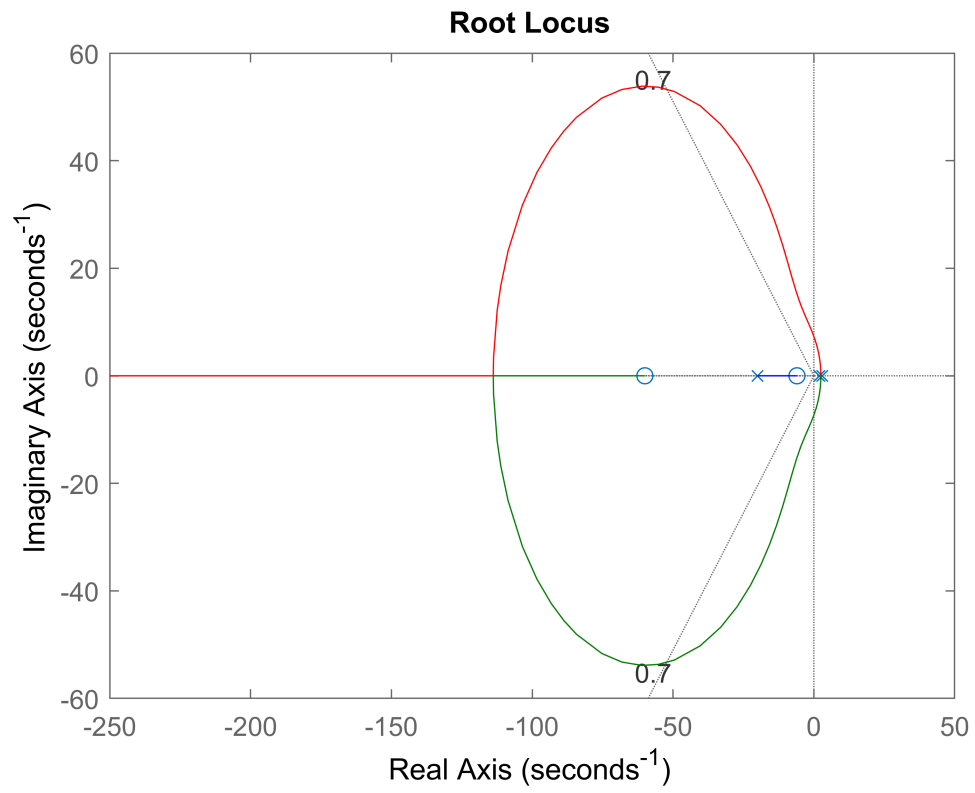
```
T1 = feedback(L1,1);  
figure(4); step(T1);
```

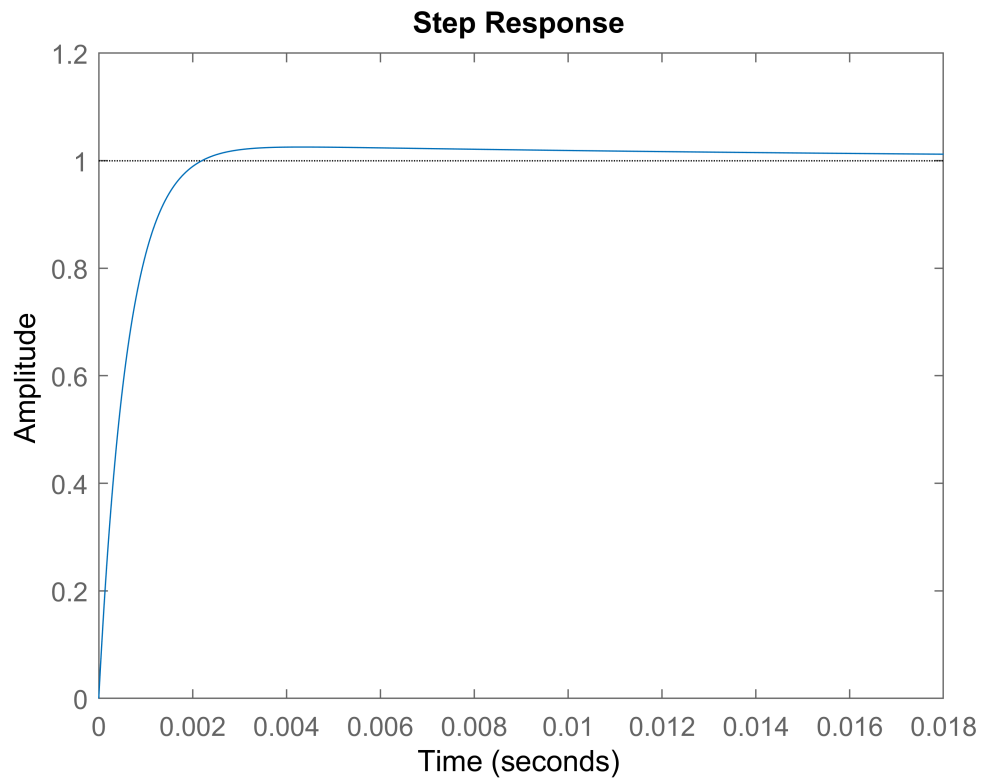
```
S1 = stepinfo(T1)
```

```
S1 = struct with fields:
    RiseTime: 0.0354
    SettlingTime: 1.0028
    SettlingMin: 0.5175
    SettlingMax: 1.8425
    Overshoot: 87.9332
    Undershoot: 0
    Peak: 1.8425
    PeakTime: 0.1078
```

```
% 4b
zeta = 0.7;
PO = 100*exp(-zeta*pi/(1-zeta^2)^0.5);
zp = 60; Kp = 100;
Gp = Kp*tf([1 zp], [zp]);
L = L1*Gp;
figure(5); rlocus(L); sgrid(zeta,10^4);
```



```
T = feedback(L,1);  
figure(6); step(T);
```



```
S = stepinfo(T)
```

S = struct with fields:

```
RiseTime: 0.0012
SettlingTime: 0.0093
SettlingMin: 0.9014
SettlingMax: 1.0254
Overshoot: 2.5613
Undershoot: 0
Peak: 1.0254
PeakTime: 0.0043
```

Q5

$$G(s) = \frac{1}{(s + 0.1)(s + 4)}$$

$$G_c(s) = K \frac{s + z}{s + p}, K_p = \lim_{s \rightarrow 0} s G_c(s) G(s) = 30$$

$$G_p(s) = \frac{s + z}{z}, K_p = \lim_{s \rightarrow 0} s G_c(s) G_p(s) G(s) = 30$$

```
clc;clear;close all;
```

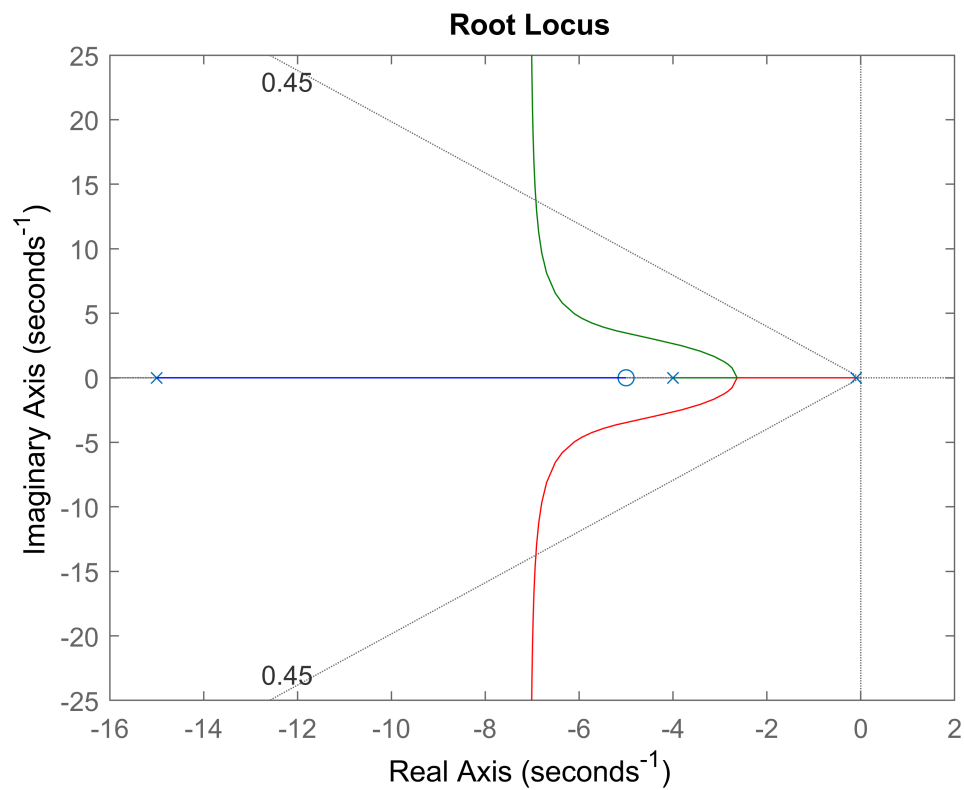
```
a = [1]; b = conv([1 0.1], [1 4]);
G = tf(a, b);
```

```
z = 5; p = 15; K = 200;  
Gc = K*tf([1 z], [1 p]);
```

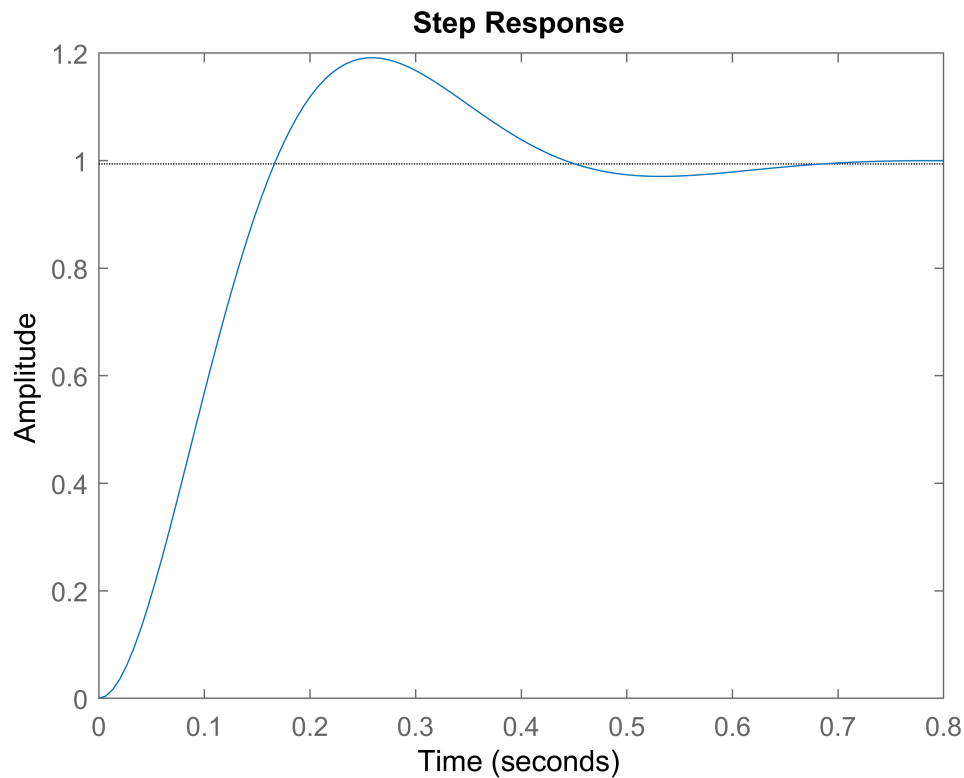
```
zeta1 = 0.45;  
P01 = 100*exp(-zeta1*pi/(1-zeta1^2)^0.5)
```

```
P01 = 20.5346
```

```
L1 = Gc*G;  
figure(1); rlocus(L1); sgrid(zeta1,10^4); % --> Get K = 200
```



```
T1 = feedback(L1,1);  
figure(2); step(T1);
```



```
S1 = stepinfo(T1)
```

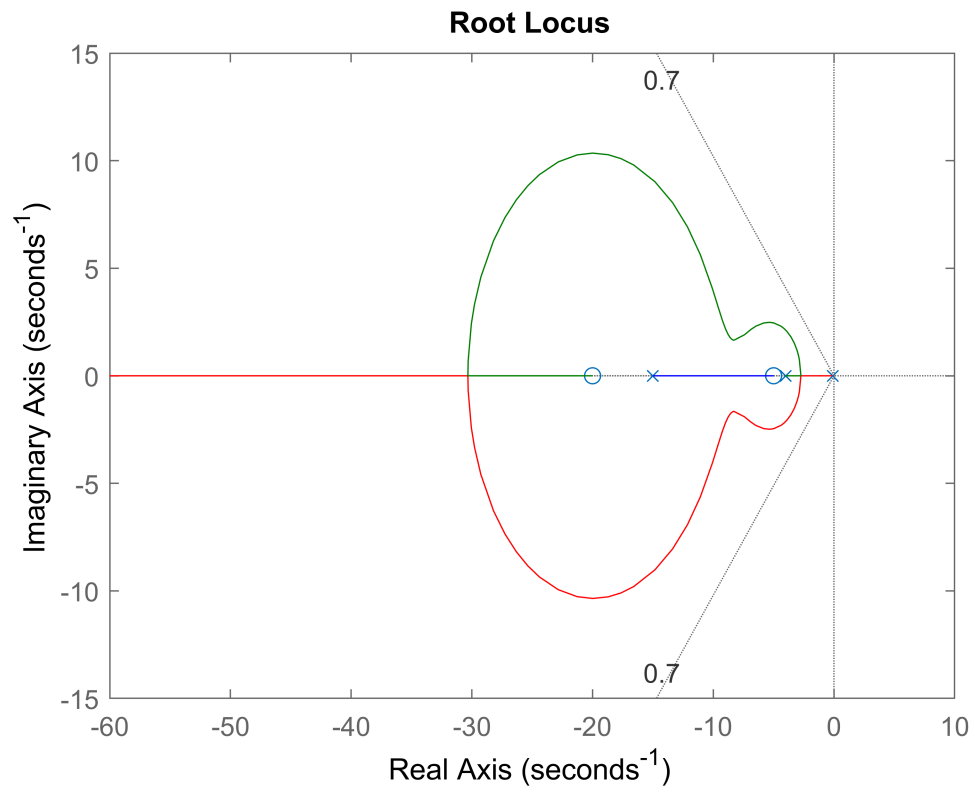
```
S1 = struct with fields:
    RiseTime: 0.1130
    SettlingTime: 0.5719
    SettlingMin: 0.9317
    SettlingMax: 1.1915
    Overshoot: 19.8636
    Undershoot: 0
    Peak: 1.1915
    PeakTime: 0.2610
```

```
% add prefilter
zeta = 0.7;
PO = 100*exp(-zeta*pi/(1-zeta^2)^0.5)
```

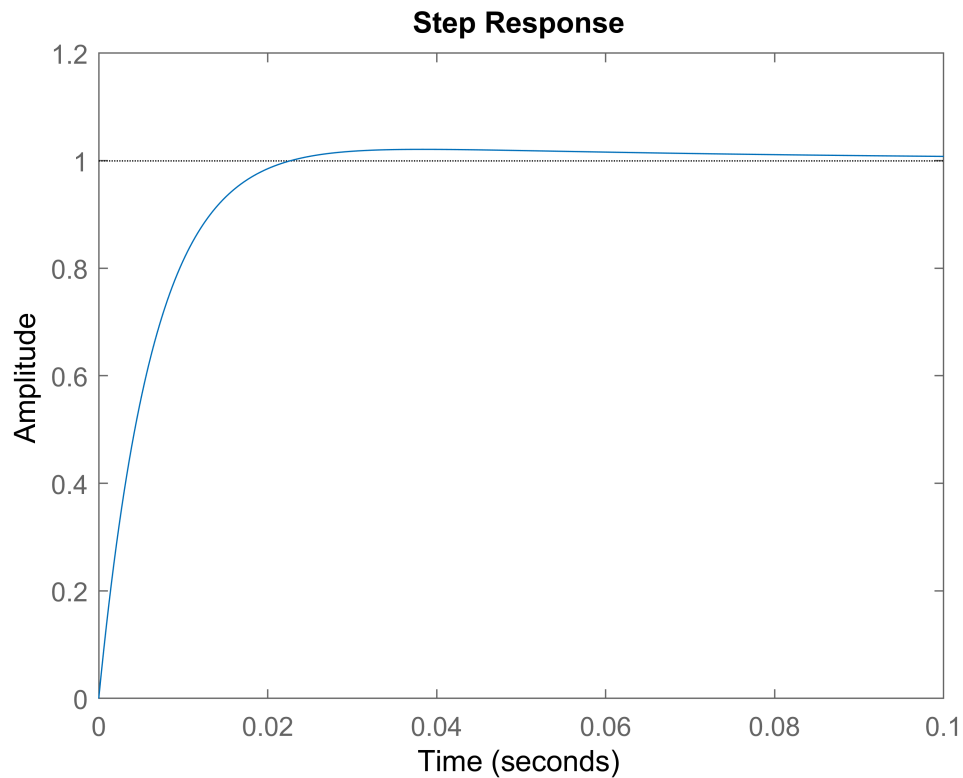
```
PO = 4.5988
```

```
zp = 20; Kp = 16;
Gp = Kp*tf([1 zp], [zp]);

L = L1*Gp;
figure(3); rlocus(L); sgrid(zeta,10^4); % --> Get Kp = 16
```



```
T = feedback(L,1);  
figure(4); step(T);
```



```
S = stepinfo(T)
```

S = struct with fields:

```
RiseTime: 0.0125
SettlingTime: 0.0472
SettlingMin: 0.9004
SettlingMax: 1.0211
Overshoot: 2.1473
Undershoot: 0
Peak: 1.0211
PeakTime: 0.0385
```

```
function Gc = Bode_lag(K,omega_c,attenuation_db)
    z = omega_c/10;
    alpha = 10^(attenuation_db/20);
    p = z/alpha;
    num = K*p*[1 z];
    den = z*[1 p];
    Gc = tf(num,den);
end
```

```
function [Gc] = Bode_lead(K, phi_m, wm)
    phi = phi_m*pi/180;
    a = (1+sin(phi))/(1-sin(phi));
    p = wm*(a^0.5); z = p/a;
    Gc = tf((K*(p/z)*[1 z]), [1 p]);
```


end